

Winter 2020



TOM KMIEC

Member of Parliament
Calgary Shepard



UPDATE ON THE STATE OF THE ECONOMY

 /TomKmiec  @TomKmiec  /TomKmiec  /TomKmiec

Dear Constituent,

The Ottawa Liberals are setting the stage for a made-in-Canada recession. Five years of never-ending deficits and out of control spending has not only threatened the livelihoods of future generations, but has also severely weakened Canada's ability to respond in times of crisis.

In this update to Calgary Shepard constituents, I have provided an objective and numbers-based breakdown of the state of both the Albertan and Canadian economies and what these numbers mean for Calgary families, workers, and job creators. I have also included a survey to hear from you on the steps you think the federal government should take to get our economy back on track.

I, along with my conservative colleagues, will continue to focus on the aspirations of everyday Canadians and will continue to champion **real and tangible ideas** that allow people to get ahead and get government out of their way.

In your service,

Tom Kmiec, MP
Calgary Shepard

GET IN TOUCH

CALGARY OFFICE

#40A-12221 44TH ST. SE,
CALGARY, AB, T2Z 4H3
Tel. 403-974-1285
(24/7): 1-855-852-5710

OTTAWA OFFICE

620 Valour Building
House of Commons
Ottawa, ON, K1A 0A6
Tel. 613-992-0846

 Tom.Kmiec@parl.gc.ca

 www.TomKmiecMP.ca



YOU'RE INVITED

JOIN ME FOR COFFEE AND SNACKS
AT MY NEW CONSTITUENCY OFFICE

OPEN HOUSE

THURSDAY MARCH 5TH, 2020
5:00 – 7:00 PM | #40A-12221 44TH STREET SE,
CALGARY, ALBERTA, T2Z 4H3

RSVP: WWW.TOMKMIEMP.CA/RSVP



TOWN HALL **LIVE**



ASK ME
ANYTHING
WITH TOM KMIEC

I host regular online live town halls where constituents can ask me anything and I'll do my best to answer. Tune in on my YouTube channel:

 /TomKmiec

CANADA IS FALLING BEHIND ABROAD, WHILE PEOPLE ARE HURTING AT HOME

Jobs are vanishing: Canada's unemployment rate (5.8%) is higher than the G7 average and higher than the U.S. (3.7%), U.K. (3.8%), Germany (3.2%) and Japan (2.4%).

Growth is flat: The United States outgrew Canada in three of the last four years and outgrew us by 50% in 2019.

Incomes are stalled: Since the Ottawa Liberals came to office, middle class incomes have been flat, rising only \$35-a-year, compared to \$450-a-year under the previous Conservative government.

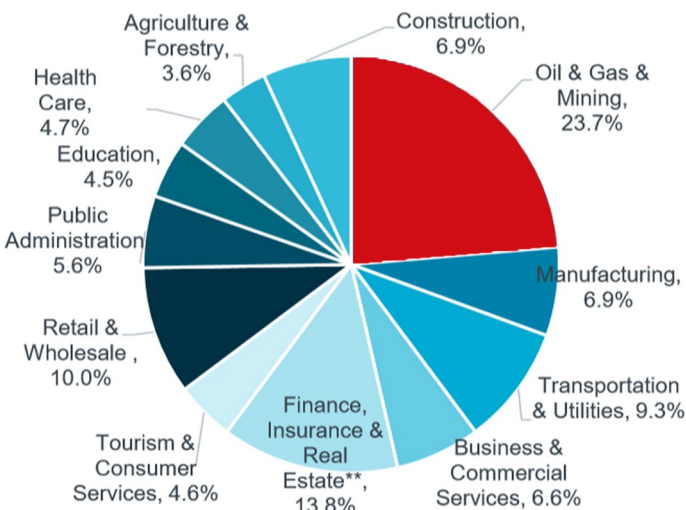


Tens of thousands of Canadians had to go home and tell their families that they lost their jobs right before Christmas. Now they are left facing the cold reality that their federal government has no plan to help get the country back to work.

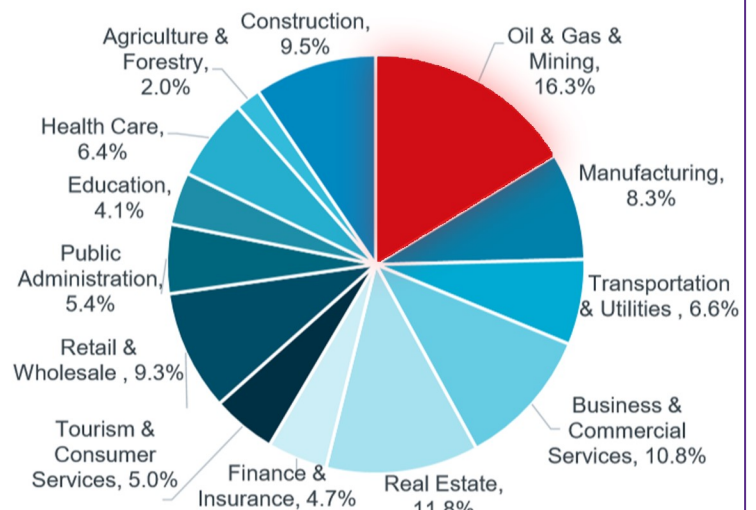
ALBERTA HAS DIVERSIFIED

Too many people attack Alberta for not having diversified its economy, but they are wrong. The numbers speak for themselves. Alberta has come leaps and bounds over the past 30 years in diversifying our industries to ensure the prosperity of our province for generations to come.

ALBERTA'S ECONOMIC DIVERSITY IN 1987



ALBERTA'S ECONOMIC DIVERSITY IN 2019

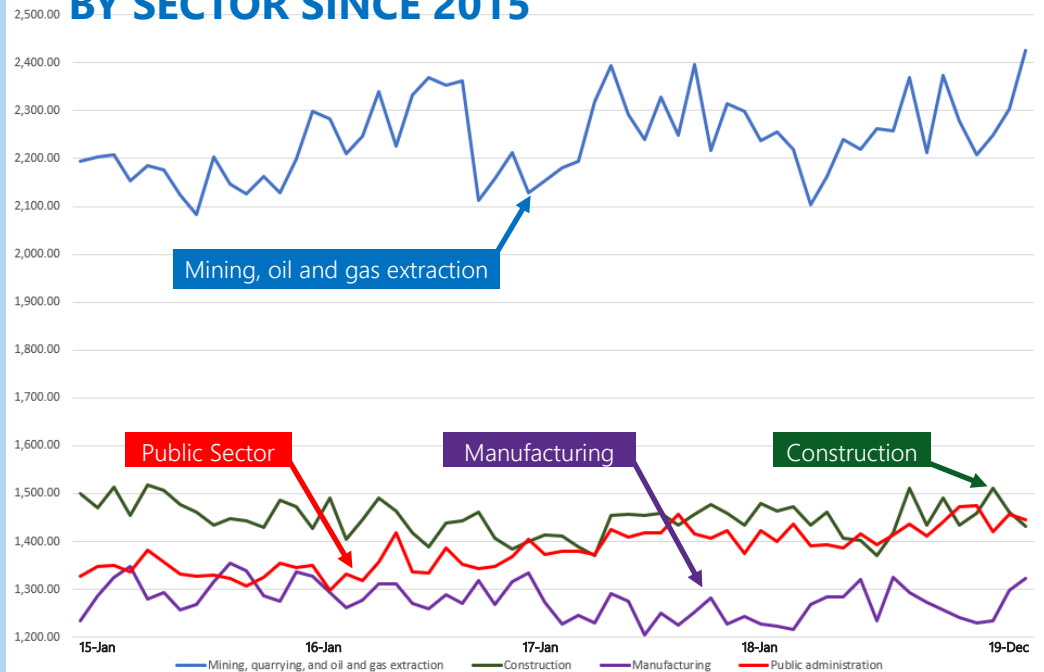


Sources: Statistics Canada, Alberta Treasury Board and Finance and Alberta Economic Development and Trade

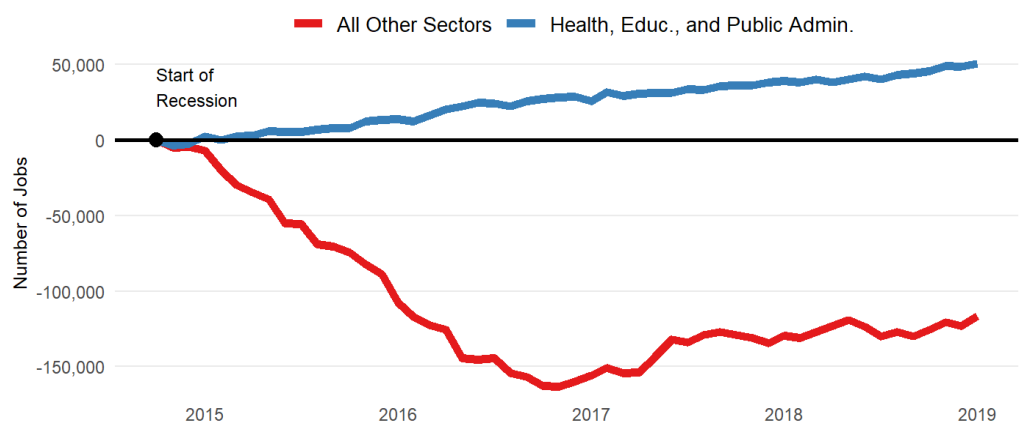
A SNAPSHOT OF CANADA'S TEETERING ECONOMY

- ⇒ 48% of Canadians are within \$200 of not being able to pay their bills and debt obligations;
- ⇒ 33% of Canadians have no money left at the end of the month and are falling further into debt;
- ⇒ \$100 billion of investment in the energy sector has been cancelled since 2017;
- ⇒ Canada's budget deficit will be \$26 billion in 2019-2020, \$7 billion higher than Liberals promised only months ago.
- ⇒ October 2019 had the highest number of personal bankruptcies in a decade, the most since the global financial crisis;
- ⇒ Inflation-adjusted wages have barely budged, rising just 0.5% over three years;
- ⇒ Investment in plant and equipment by Canadian businesses has fallen by 20% over the past five years, the worst performance in more than five decades;
- ⇒ Foreign direct investment into Canada has fallen by 56% since the Liberal government came to power.

AVERAGE WEEKLY EARNINGS IN ALBERTA BY SECTOR SINCE 2015

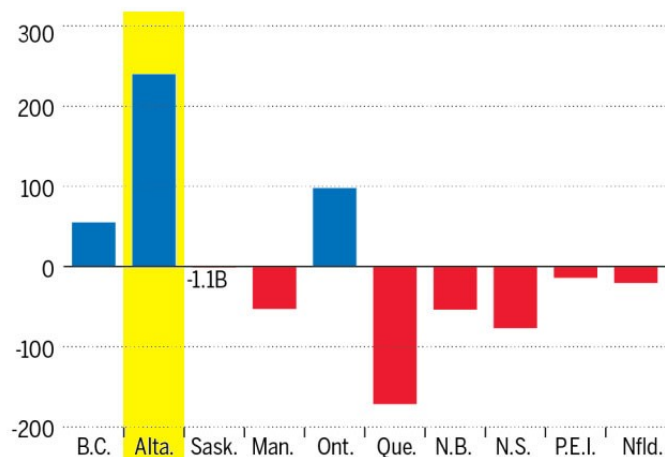


CHANGE IN ALBERTA JOB NUMBERS SINCE 2015 (PUBLIC SECTOR VERSUS PRIVATE SECTOR)



A NOTE ON EQUALIZATION:

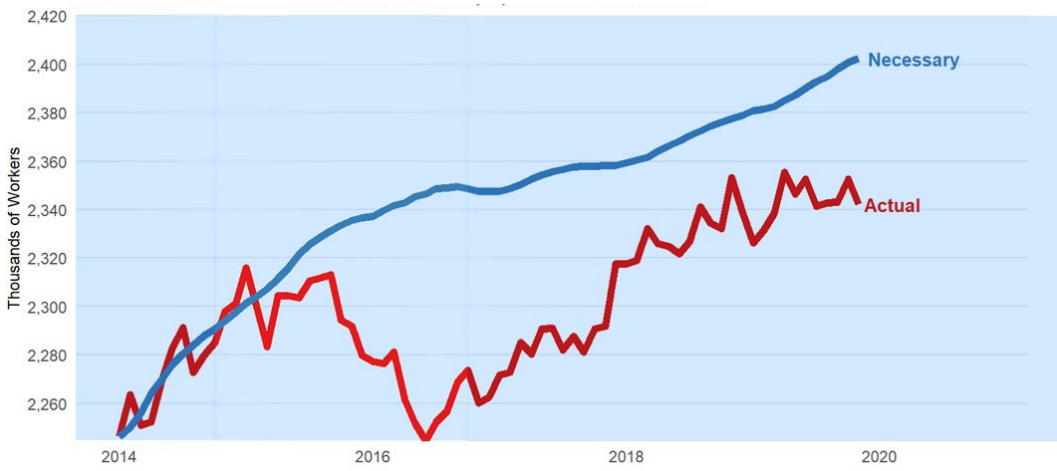
TOTAL NET CONTRIBUTIONS BY PROVINCE TO THE FEDERAL FISCAL BALANCE 2007-2018 (IN BILLIONS OF DOLLARS)



Albertans have contributed over \$600 billion to Confederation since the 1960s. We pay more than our fair share. What we need to continue this enormous wealth creation record is for national energy infrastructure to be prioritized and approved for construction by the private companies proposing them.

EMPLOYMENT: WHERE WE ARE VERSUS WHERE WE NEED TO BE

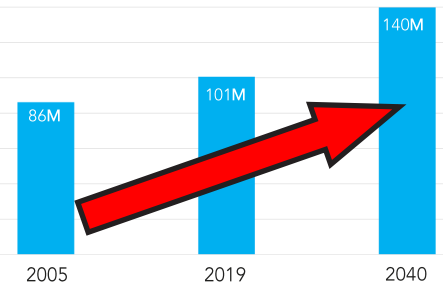
Alberta's population continues to grow but employment has remained roughly flat in recent years. This chart shows both actual employment numbers versus what is needed to keep pace with provincial population growth.



Sources: Statistics Canada CANSIM 14-10-0017 (Seasonally Adjusted).

THE WORLD NEEDS ALBERTA ENERGY

GLOBAL DEMAND FOR CRUDE OIL IN MILLIONS OF BARRELS PER DAY (2005—2040)



Despite what Canada's anti-energy activists would have you believe, there is a global demand for ethically produced Canadian oil and gas. Canada should position itself as a global energy superpower, given its considerable natural wealth, and aim to displace energy imports from belligerent and rogue states that yield their natural resources as political weapons.

Sources: U.S. Energy Information Administration (EIA)

TO: TOM KMIEC

MP Calgary Shepard
Room 620
Valour Building
Ottawa, ON
K1A 0A6

TAPE



RETURN SURVEY POSTAGE FREE BY FOLDING CARD. NO ENVELOPE NEEDED

HAVE YOUR SAY!

WHAT STEPS SHOULD THE FEDERAL GOVERNMENT TAKE TO GET OUR ECONOMY BACK ON TRACK?

- CUT TAXES
 REDUCE RED TAPE
 BALANCE THE BUDGET
 OTHER: _____

RATE MY PERFORMANCE AS YOUR MEMBER OF PARLIAMENT

- RIGHT TRACK
 WRONG TRACK
 UNSURE

Name: _____
 Address: _____ Postal Code: _____
 E-mail: _____
 Comments: _____

HIGHEST UNEMPLOYMENT RATES IN CANADIAN CITIES (DECEMBER 2019)

1. EDMONTON (AB) (8.0%)
2. SAINT JOHN (NB) (7.8%)
3. PETERBOROUGH (ON) (7.5%)
- 4. CALGARY (AB) (7.1%)**
5. ST. JOHN'S (NFLD) (7%)